

# Green Builders

## Total West Michigan LEED projects

### Green building still growing in West Michigan

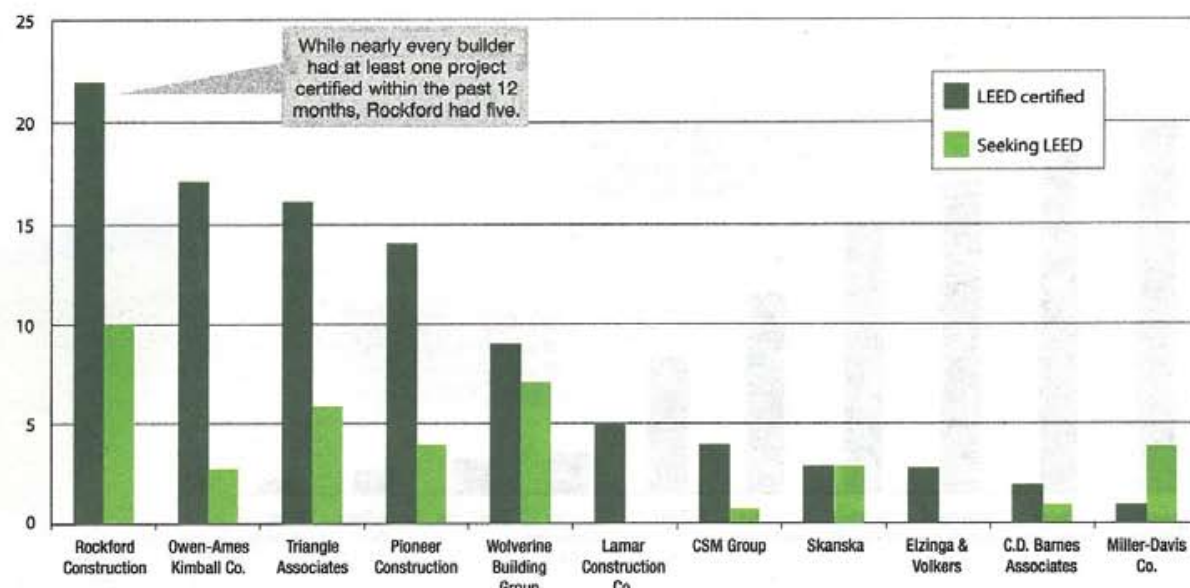
Instead of a list this week, we're running a data-analysis feature about green building in West Michigan.

We asked the companies on our commercial general contractors "Business List" to submit information about the LEED-certified projects in their portfolios. Participation was voluntary, and the graphs on pages 13 and 14 are based on the responses received.

All totals are limited to projects within the 12 West Michigan counties of Allegan, Barry, Berrien, Branch, Calhoun, Cass, Kalamazoo, Kent, Muskegon, Ottawa, St. Joseph and Van Buren as of May 2011.

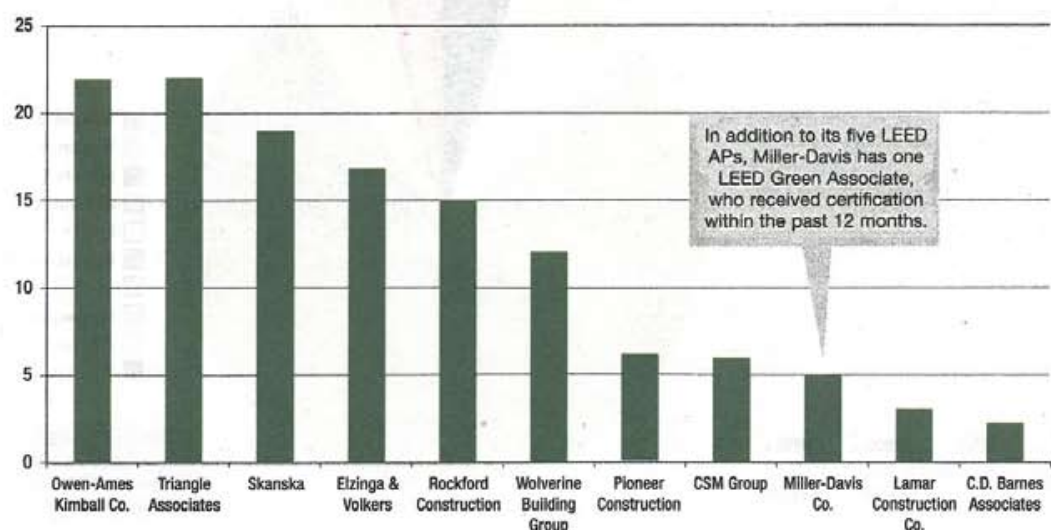
Data in the two pie graphs on page 14 is from the U.S. Green Building Council's website.

Here are the total numbers of projects with LEED certification from the USGBC for each participating green builder, plus their numbers of projects seeking LEED certification — completed projects submitted for certification or projects with construction under way planning to apply for LEED. Overall, there are fewer projects seeking LEED than there were last year, possibly due to the general state of the construction industry.



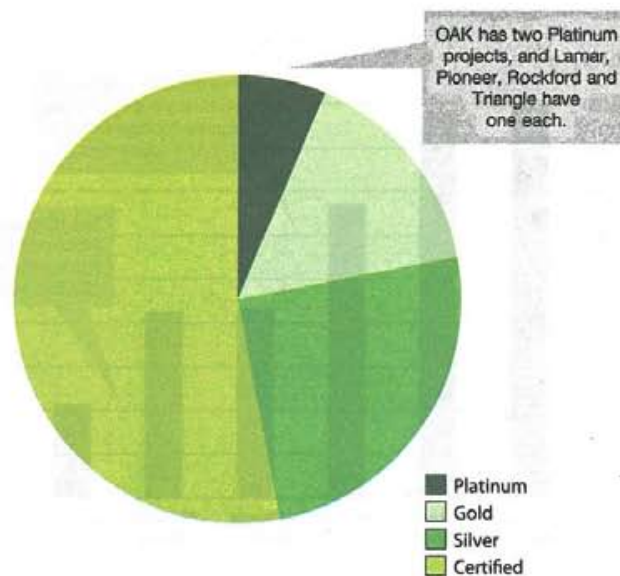
## LEED APs in West Michigan

No participating green builder reported any LEED AP receiving accreditation within the past 12 months. However, Rockford reported that it made a decision as a company to have all its LEED APs acquire a specialty. They could choose between the specialties addressing New Construction, Commercial Interiors, Existing Buildings or Neighborhood Development. One chose the specialty for Commercial Interiors, 90 percent chose the one for New Construction, and one is still undecided.



## Project LEED-certification level

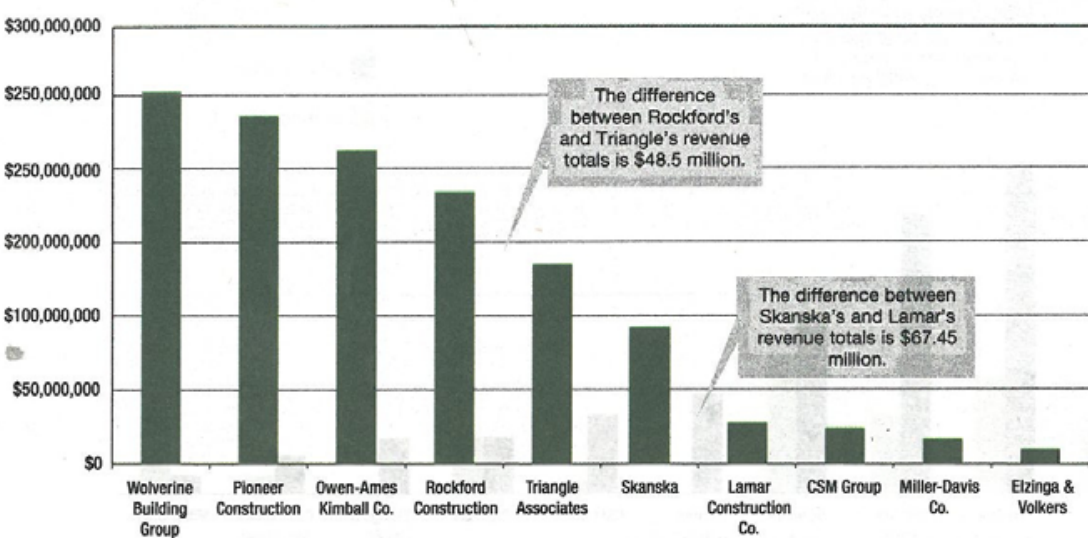
Here's a breakdown by certification level of all our participating green builders' LEED-certified projects. Since last year, Platinum projects increased from three to six, Gold projects stayed at 15, Silver projects increased from 19 to 24, and projects with minimum certification increased from 43 to 51.



# Green Builders (cont.)

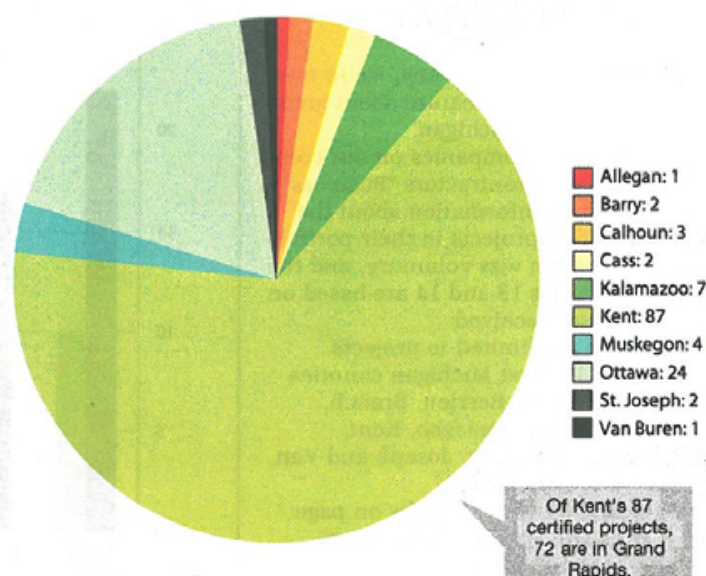
## Total revenue of West Michigan LEED-certified projects

This graph shows the total revenue from projects with LEED certification for each participating company. The two largest differences between consecutive totals are shown below.



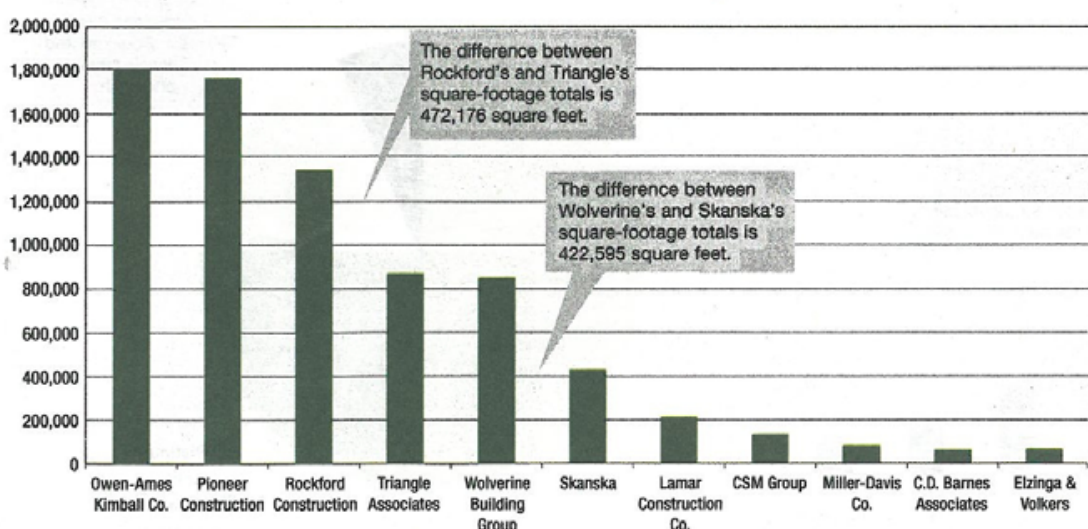
## LEED-certified projects by county

This graph shows the number of all LEED-certified projects in our 12-county region, not just those from our participating green builders. The data comes from the USGBC's Certified Project Directory. Barry and Cass are new to the graph this year, while Kalamazoo, Kent, and Ottawa all increased since last year.



## Total square footage of West Michigan LEED-certified projects

This graph shows the total square footage of projects with LEED certification for each participating company. The two largest differences between consecutive totals are shown below.



## LEED-registered projects by county

This graph also comes from the USGBC, but this one shows the number of projects on its Registered Projects Directory located within our 12-county region. The number of registered projects in Berrien, Calhoun, Kalamazoo, Kent, Muskegon, Ottawa and Van Buren all increased from last year.

